

BARRIERS TO CONTRACEPTION: COMPARING IMMIGRANT WOMEN TO THOSE BORN IN CANADA

Ellen Wiebe MD
University of British Columbia
Vancouver, Canada





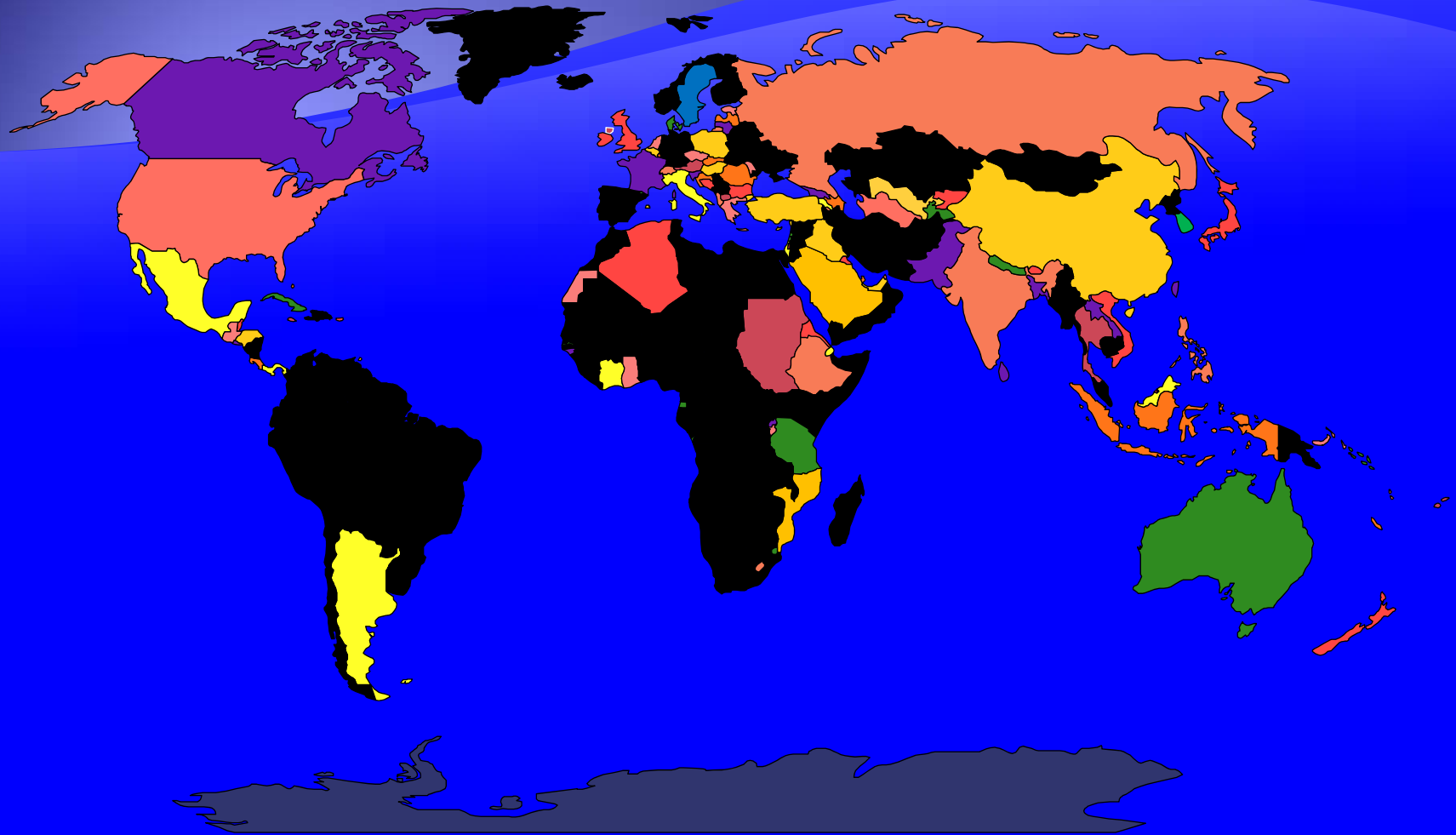
Methods

- ◆ Questionnaires
- ◆ Abortion clinic waiting room
- ◆ March-September 2010
- ◆ English, Chinese, Punjabi

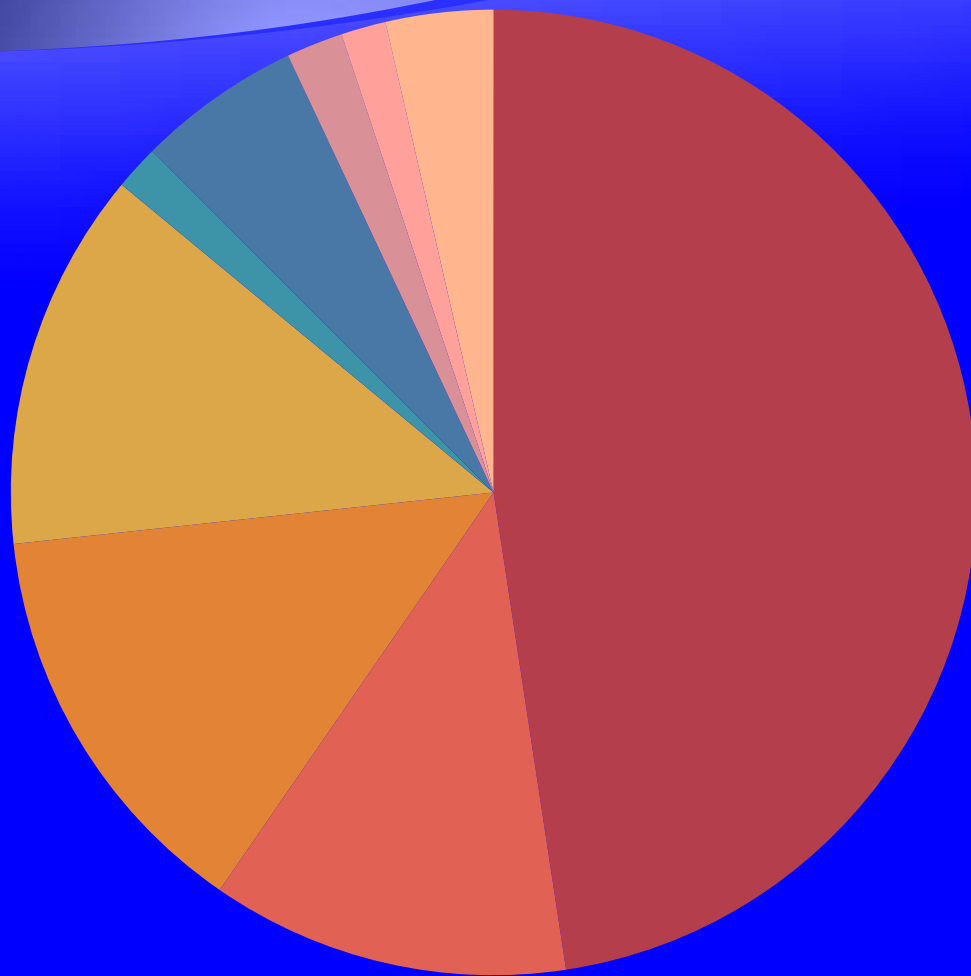
Results

- ◆ 1316 abortions during study period
- ◆ 999 completed questionnaires (76%)

Countries of birth



Countries of birth



- 1 US + Canada
- 2 China
- 3 India
- 4 Other Asia
- 5 Africa
- 6 Europe
- 7 Latin America
- 8 Oceania
- 9 Middle East

Method of contraception at conception n=911

	Immigrants n=472	Born in Canada n=439	p-value
Hormonal contraception	13% (59)	24% (103)	<.001
Condoms	30% (143)	30% (131)	.9
withdrawal	32% (149)	33% (146)	.8
Counting safe days	27% (129)	15% (64)	<.001
IUDs	2% (7)	2% (10)	.5
nothing	24% (112)	23% (100)	.74

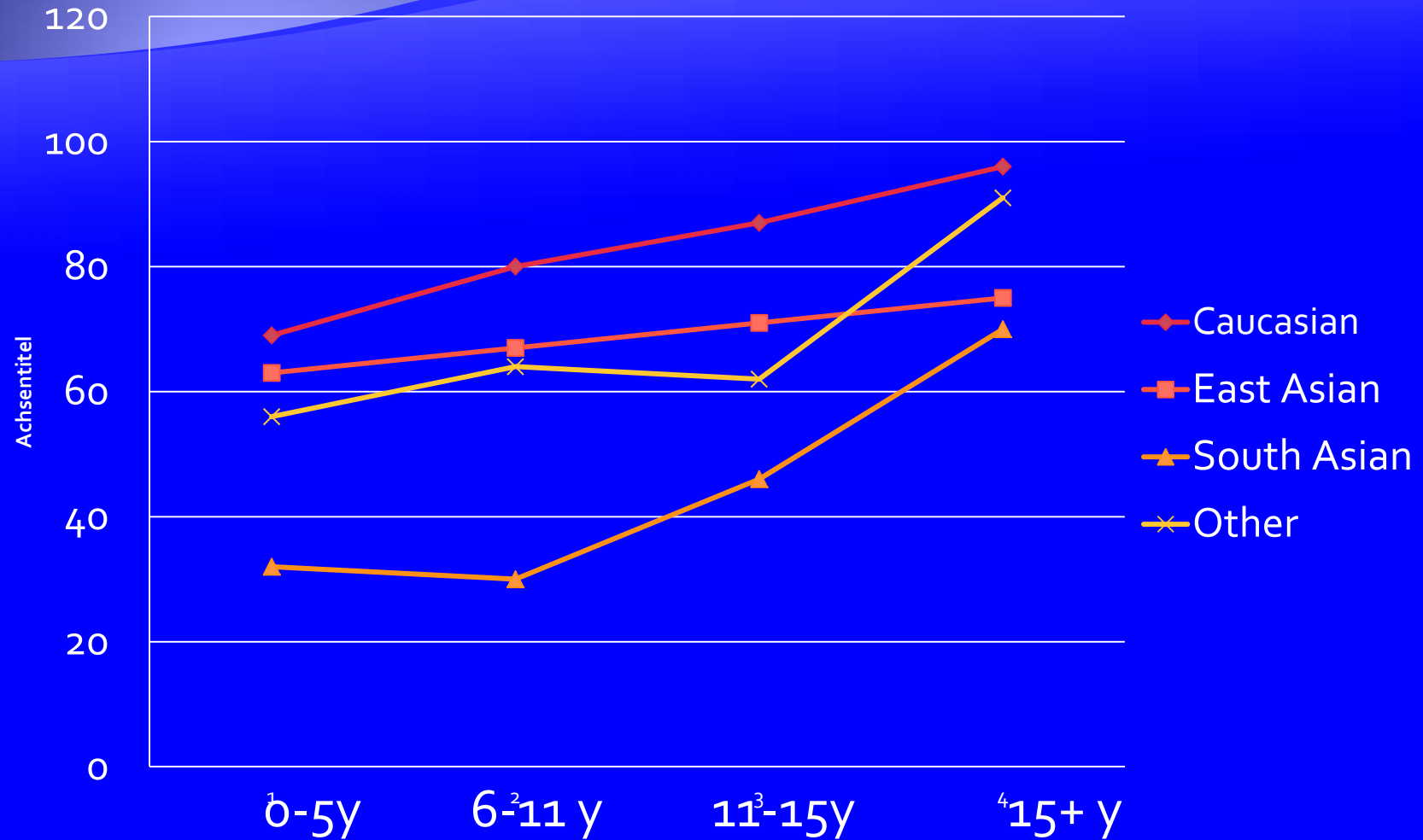
Use of and attitudes to more effective contraception

	Immigrants	Born in Canada	p-value
Ever used HC	60% (319)	93% (433)	<.001
Concerned that HC is not healthy	63% (239)	52% (210)	.001
Ever used IUD	13% (64)	14% (63)	.67
Afraid to use IUD	57% (210)	49% (184)	.02

Problems with previous use of hormonal contraception (n=741)

	Immigrants n=308	Born in Canada n=433	p- value
Weight gain	31% (95)	48% (208)	<.001
Irritable/moody	30% (89)	44% (191)	<.001
headaches	17% (53)	26% (110)	.008
nausea	18% (54)	24% (103)	.04
Decreased interest in sex	17% (51)	24% (103)	.02
Irregular bleeding	13% (40)	21% (91)	.005

Percentage of women who ever used hormonal birth control by ethnicity and years in Canada



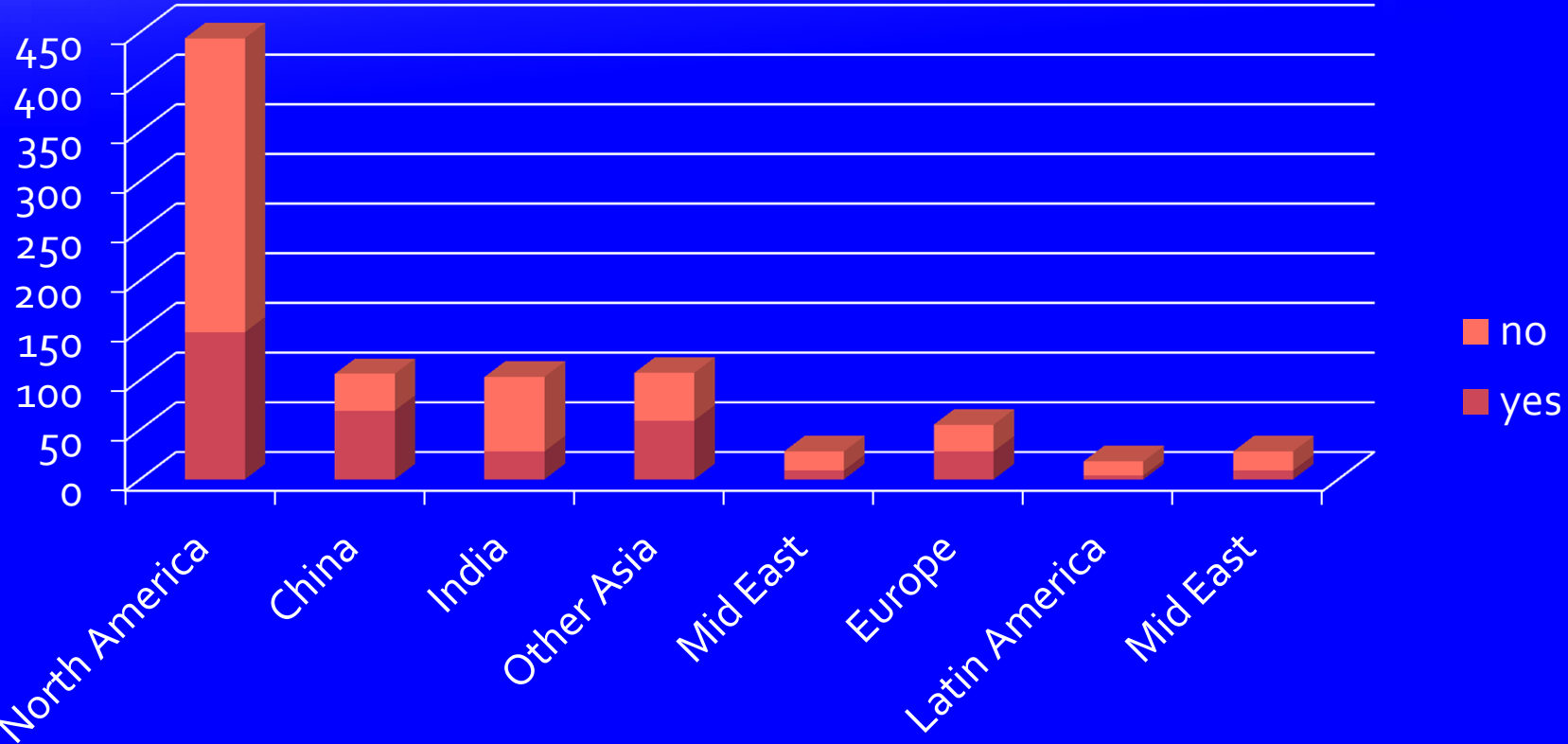
Use of traditional contraception

	Immigrants	Born in Canada	p-value
Counting safe days	47% (211)	33% (145)	<.001
Withdrawal	51% (237)	71% (312)	<.001
Condoms	83% (381)	91% (399)	.001
Anal sex	3% (13)	9% (41)	.001
Oral sex	9% (40)	26% (114)	<.001

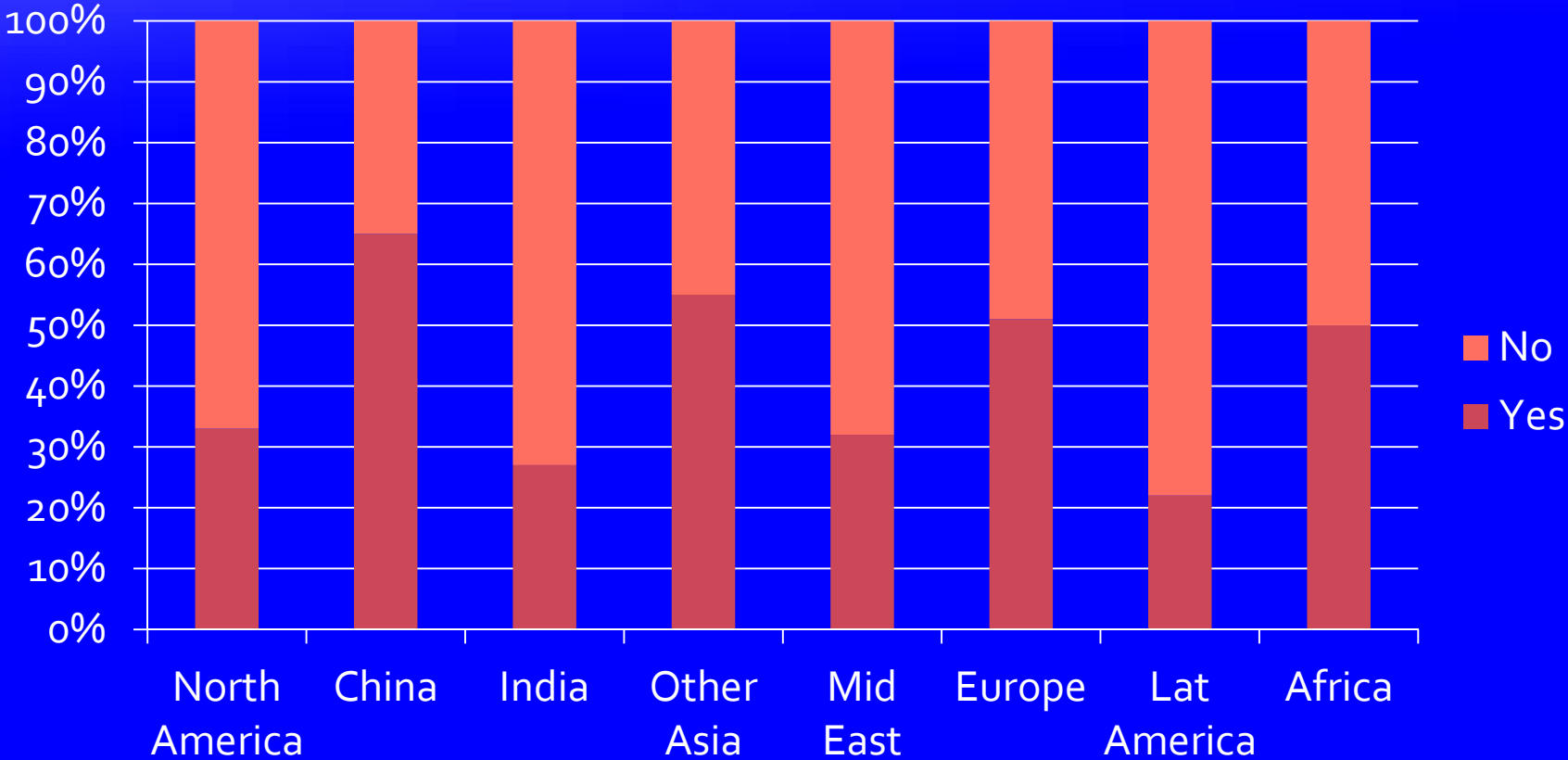
Problems with traditional contraception (negotiation with partner)

	Immigrants	Born in Canada	p-value
"partner won't always use a condom"	36% (162)	28% (122)	.01
"partner comes inside"	20% (87)	25% (106)	.07
"partner says it's safe"	11% (49)	7% (29)	.03
Dislike anal sex	12% (55)	23% (97)	<.001
Dislike oral sex	9% (42)	16% (68)	.004

Counting safe days



Counting safe days (%)



Any problems obtaining contraceptives

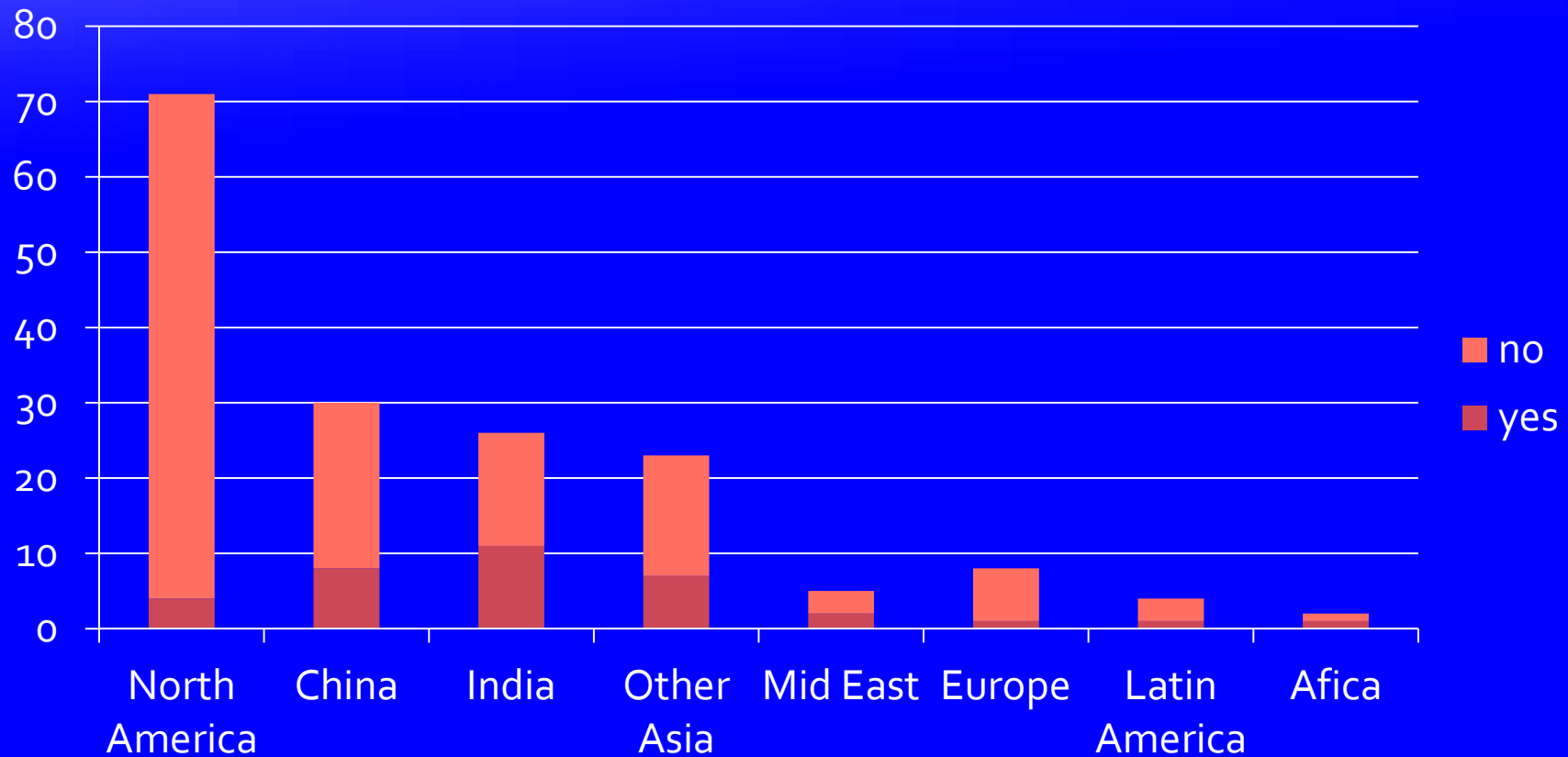
n=895

		p-value
Immigrants	25% (112)	<.001
Born in Canada	15% (68)	

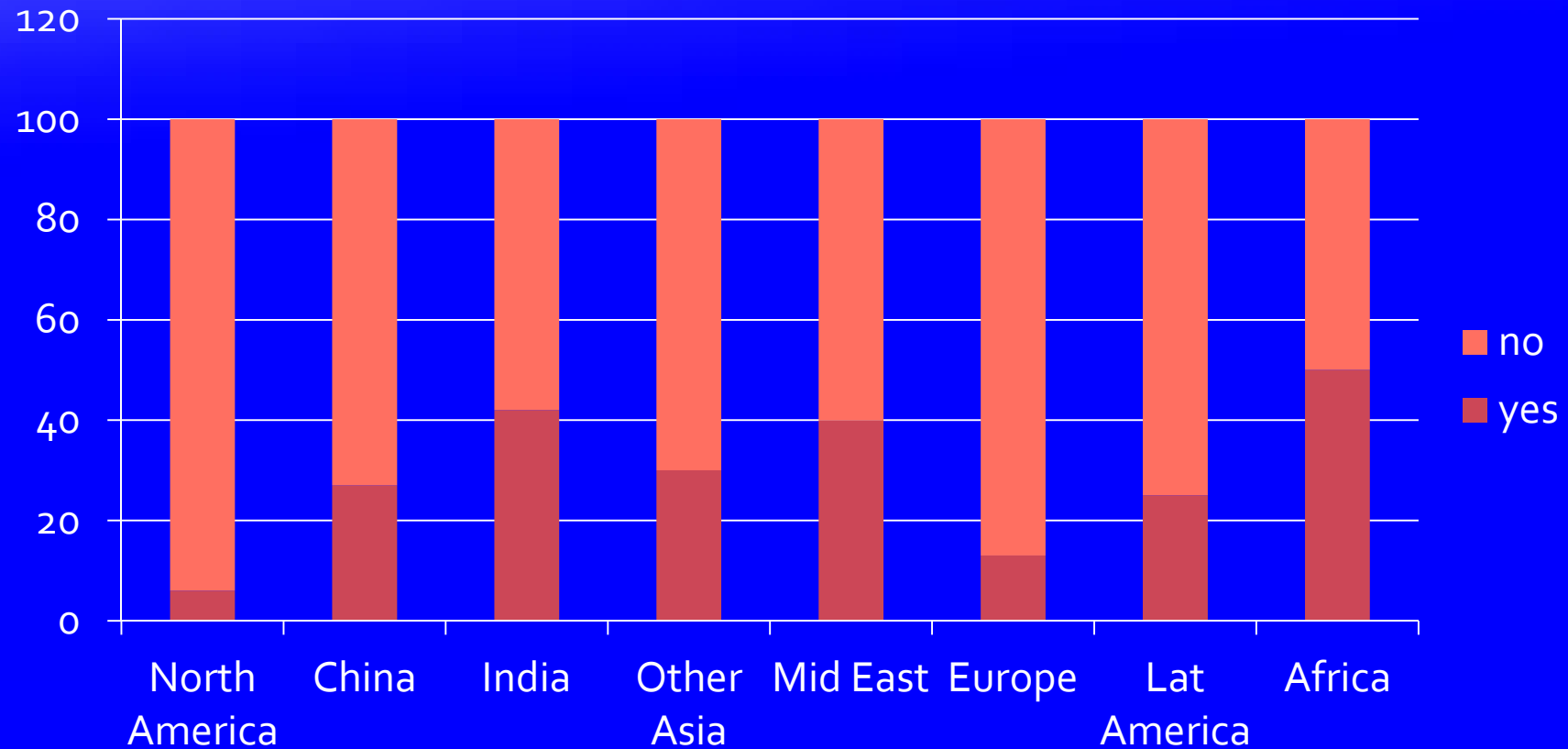
Specific problems obtaining contraception n=173

	Immigrants n=105	Born in Canada n=68	p-value
Don't know about it	30% (31)	6% (4)	<.001
Don't know where to get it	10% (10)	7% (5)	.78
Not enough money	11% (11)	63% (43)	<.001
No doctor	11% (12)	15% (10)	.64
Inconvenient	34% (36)	40% (27)	.52

Don't know about getting birth control



Don't know about getting birth control %



Barriers for immigrants needing contraception

- ◆ Knowledge about types and sources of contraception
- ◆ Negative attitudes to modern contraception
- ◆ Negotiation with partner in traditional contraception